



FPT300F

Homopol mer
Pol prop lene

- Good Mold Release, Excellent Part Finish (Low Bloom)
- Suggested Uses Include Housewares, Caps and Closures, Mugs / Cups, Thin-Walled Containers

Propert	Units	T pical Value	Test Metho
Nominal Melt Flow Rate (230°C/2.16kg)	g/10 min	30	ASTM D1238
Tensile Strength at Yield (2 in/min, 50 mm/min)	psi MPa	4,800 33	ASTM D638
Elongation at Yield (2 in/min, 50 mm/min)	%	10	ASTM D638
Flexural Modulus (0.05 in/min, 1.3 mm/min, 1% secant)	psi MPa	200,000 1,379	ASTM D790A
Notched Izod Impact Strength at 23°C	ft-lbs/in J/m	0.7 37	ASTM D256A
Rockwell Hardness	R	104	ASTM D785

Information contained herein is considered accurate to our best knowledge. It is offered for your consideration and investigation, and is not to be construed as a representation or warranty, expressed or implied, for which Braskem assumes legal responsibility. Our warranties are limited to those expressly stated in formal contracts or in conditions of sale on our invoices and order acceptances. Conditions and methods of use vary and are beyond the control of Braskem. Braskem, therefore, disclaims any liability incurred as a result of the use of its products in accordance with the data contained herein. No information herein shall be construed as an offer of indemnity for infringement or as a recommendation to use these products in such a manner as to infringe any patent, domestic or foreign.

For cautions an other information relating to han ling of

550 Technology Drive

Revision Date: Monday,
March 23, 2009

an e posure to this pro uct, please see material safet
ata sheet co e number C4001 publishe b Braskem.

Pittsburgh, PA 15219
1-800-223-8871

www.braskem.com

MOLD-RITE PLASTICS LLC.
1 Plant Street P.O. Box 160
Plattsburgh NY 12901
(518)561-1812
<https://www.mrpcap.com>



Product Data Sheet

MRPBK01 Black

Product Description

This specification designated by Mold-Rite Plastics covers all colorants that meet the typical value data listed below.

Regulatory Compliance

FDA – Title 21 CFR Section 170-199 for Food & Drug Contact
RoHS Compliant
CONEG/Heavy Metal Compliant
Proposition 65 Compliant

Typical Properties	Typical Value
Density	.88-.92
Melt Index	Available upon request
Pellets	Standard
Recommended Let Down Ratio	100:1
Carrier Resin	PP
Estimated Heat Stability	320 °F
Visual Evaluation	Excellent
Additives	None
DE Tolerance	< 2.00

For further regulatory information, contact Mold-Rite Plastics customer service or sales department.

Notes: These are typical properties not to be construed as specifications. Mold-Rite Plastics reserves that right to include any other colorant that meets that above data values and regulatory requirements.

This product data sheet covers multiple colorant formulations that meet the above typical data values and regulatory requirements. All listed formulas have similar physical, chemical and processing properties. Listed known formulas; PP94620024, Penn Color 60B4175

All results were obtained from manufacturer product data sheets (where applicable). The data are intended as a general guide only and do not necessarily represent results that may be obtained elsewhere. The use of Mold-Rite Plastics products must be guided by the users own methods for selection of proper formulation. Mold-Rite Plastics disclaims any responsibility for misuse or miss application of its products. Mold-Rite Plastics liability and customer's exclusive remedy for any claims arising out of sales of its products are expressly limited at customer option for replacement not to exceed the purchase price plus transportation charges thereon in respect to any material which damage is claimed.

Revisions-03/30/10-Mixing Ratio was corrected to 100:1
09/23/15-Updated to new format



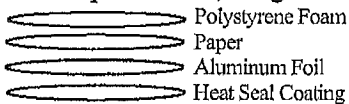
Product Data Sheet

MRP Description:(A01)MRPLN04.020 FOAM R SFYP

MRPLN04 – Universal Heat Seal Foam Liner

Product Description

This product is a 1 piece universal heat seal consisting of foam backing, paper, aluminum foil and heat seal layer.
This specification, designated by Mold-Rite Plastics, covers all liners that meet the typical value data listed below;



Regulatory Compliance

FDA Title 21 CFR Section 177.1210 (Closure with Sealing Gaskets for Food Containers,
RoHS Compliant
CONEG/Heavy Metal Compliant
Proposition 65 Compliant

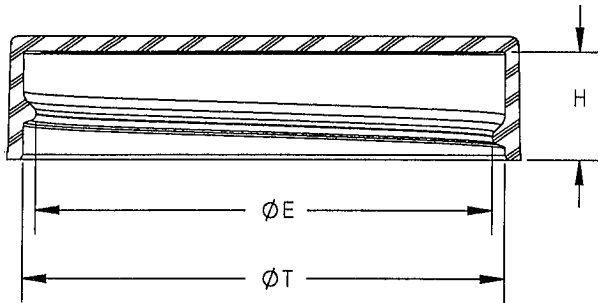
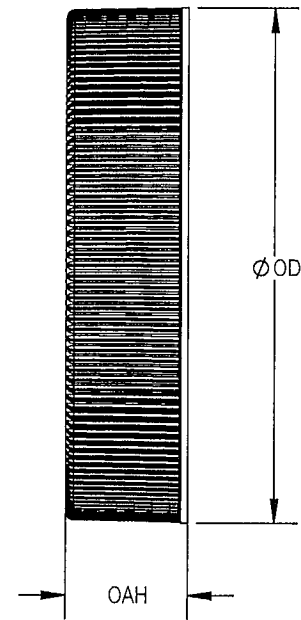
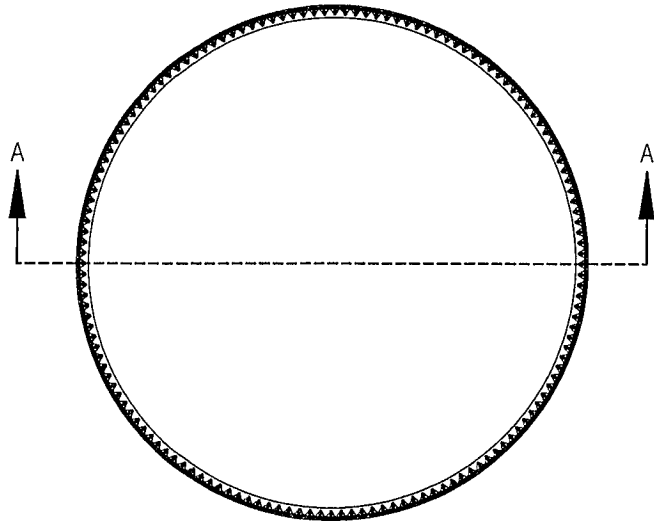
Typical Properties	Typical Value
Overall Thickness	.024 +/- 10%
Drug Master File	16574
Printed	R SFYP
Oxygen Transmission	Essentially Zero
Water Vapor Transmission	Essentially Zero

For further regulatory information, contact Mold-Rite Plastics customer service or sales department.

Notes: These are typical properties not to be construed as specifications. Mold-Rite Plastics reserves that right to include any other liner that meets that above data values and regulatory requirements.

This product data sheet covers multiple liners that meet the above typical data values and regulatory requirements. All listed liners have similar physical, chemical and processing properties. Listed known liners: HS035, HS 035N, HS205, FSS-8, HSS-5.6

All results were obtained from manufacturer product data sheets (where applicable). The data are intended as a general guide only and do not necessarily represent results that may be obtained elsewhere. The use of Mold-Rite Plastics products must be guided by the users own methods for selection of proper formulation. Mold-Rite Plastics disclaims any responsibility for misuse or miss application of its products. Mold-Rite Plastics liability and customer's exclusive remedy for any claims arising out of sales of its products are expressly limited at customer option for replacement not to exceed the purchase price plus transportation charges thereon in respect to any material which damage is claimed.



SECTION A-A

THREAD DETAIL INFORMATION:
6 THREADS PER INCH, 0.167" PITCH

REFERENCE	TOLERANCE	UNITS	DIMENSION
E	±0.010 [0.25]	in [mm]	1.656 [42.06]
T	±0.010 [0.25]	in [mm]	1.752 [44.50]
H	±0.010 [0.25]	in [mm]	0.390 [9.91]
OD	±0.012 [0.30]	in [mm]	1.865 [47.37]
OAH	±0.010 [0.25]	in [mm]	0.445 [11.30]
PART WEIGHT	± 0.50	g	3.90

STATIC TORQUE RECOMMENDATION
17-27 in-lbs
THIS REQUIREMENT MAY VARY DEPENDING UPON BOTTLE MATERIAL, NECK FINISH, AND CAPPING EQUIPMENT

DRAWING TYPE: CUSTOMER

REPLACES DRAWINGS:
C-3010

DIMENSIONS ENCLOSED IN ()
INDICATE REFERENCE
DIMENSIONS AND NO TOLERANCE
LIMITS ARE ESTABLISHED

TOLERANCES UNLESS OTHERWISE SPECIFIED

DIMENSION (Inches)	TOLERANCE	DIMENSION (mm)	TOLERANCE
0-0.787	±0.006	0-20	±0.152
0.788-1.181	±0.008	21-30	±0.203
1.182-2.756	±0.012	31-70	±0.305
2.757-3.937	±0.016	71-100	±0.406
3.938-5.096	±0.020	101-150	±0.508
5.097-7.874	±0.024	151-200	±0.610
7.875-9.843	±0.032	201-250	±0.813

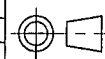
ANGULAR TOLERANCE ± 2°

PROPRIETARY AND CONFIDENTIAL

THIS DRAWING IS PROTECTED BY COPYRIGHT AND CONTAINS INFORMATION PROPRIETARY TO MOLD-RITE, WEATHERCHEM AND STULL TECHNOLOGIES. ANY REPRODUCTION, DISCLOSURE, OR USE OF ITS CONTENTS OR ANY PART THEREOF IS EXPRESSLY PROHIBITED EXCEPT AS MOLD-RITE, WEATHERCHEM AND STULL TECHNOLOGIES OTHERWISE MAY AGREE IN WRITING



THIRD ANGLE PROJECTION



DISTRIBUTION CODE

D

DRAWING NAME

45-400 CT CLOSURE
RS (Ribbed Side - Smooth Top)

DRAWING NUMBER

CQA - 10301

MATERIAL

POLYPROPYLENE

MODEL NUMBER:

PM 10297 45-400 CT

SCALE

1:1

SHEET SIZE

8.5in*11in

SHEET

1 of 3

REV.NP

00.AC

DRAWN BY: JDM

DATE: 8/3/2016

ENG APPR: BDG

DATE: 8/17/2017

QA APPR: REL

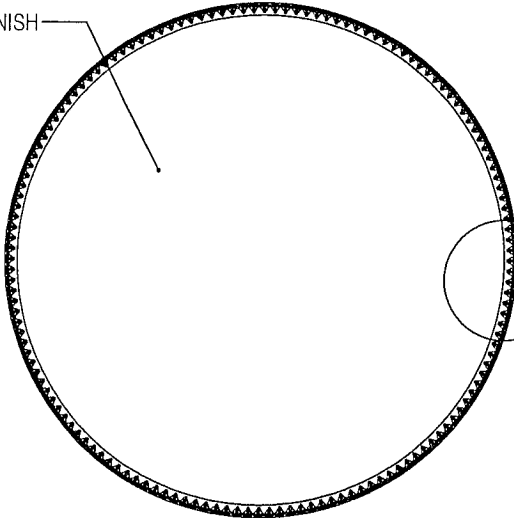
DATE: 09/05/2017

THE CLOSURE DIMENSIONS DEPICTED ARE THOSE WHICH HAVE GENERALLY BEEN FOUND TO BE FUNCTIONAL BASED ON INDUSTRY EXPERIENCE BECAUSE OF VARIABILITY IN GLASS AND PLASTIC CONTAINER FINISHES. EACH CLOSURE/FINISH SYSTEM SHOULD BE INDIVIDUALLY EVALUATED AND TESTED TO ENSURE IT MEETS APPLICABLE PERFORMANCE CRITERIA. SEE QUALITY ASSURANCE SPECIFICATIONS FOR ADDITIONAL INFORMATION.

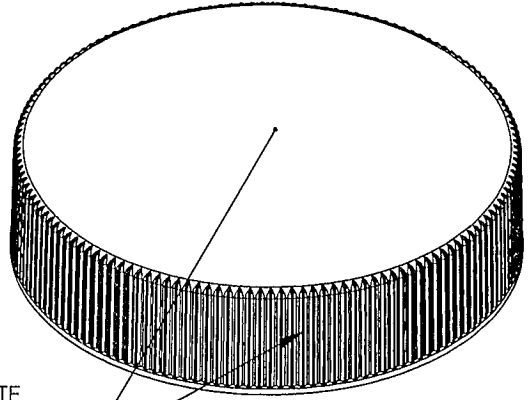
MOLD-RITE, WEATHERCHEM AND STULL TECHNOLOGIES RESERVES THE RIGHT TO REVISE ANY OR ALL SPECIFICATIONS AND REQUIREMENTS.

REVISIONS						
DATE	REV.	N/P	PRODUCT DRAWING REQUEST	DESCRIPTION	ENG	DRW
6/3/2016	00	AA	PDR 16-025	UPDATE DRAWING FORMAT, REFER TO C-3010 FOR REVISION HISTORY	JDM	JDM
5/5/2017	00	AB		ADDED GATE LOCATION OPTION	JDM	JDM
7/27/17	00	AC	PDR 17-035	UPDATED OD TOLERANCE, T DIMENSION AND PART WEIGHT BASED ON HISTORICAL DATA	BDG	DAS

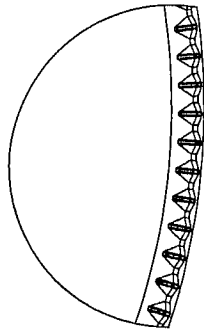
SMOOTH FINISH



RIBS



OPTIONAL GATE LOCATIONS
(SEE TABLE BELOW)



152 EQUALLY SPACED RIBS
DETAIL RIBS
SCALE 4 : 1

MOLD NUMBER	GATE LOCATION
45001	SIDE
45002	SIDE
45003	SIDE
45005	SIDE
45007	SIDE
45011	TOP CENTER

DRAWING TYPE : CUSTOMER

REFERENCES:
45001, 45002, 45003, 45005,
45007, 45011

DIMENSIONS ENCLOSED IN ()
INDICATE REFERENCE
DIMENSIONS AND NO TOLERANCE
LIMITS ARE ESTABLISHED

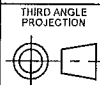
TOLERANCES UNLESS OTHERWISE SPECIFIED

DIMENSION (inches)	TOLERANCE	DIMENSION (mm)	TOLERANCE
0-0.787	±0.006	0-20	±0.152
0.788-1.181	±0.008	21-30	±0.203
1.182-2.756	±0.012	31-70	±0.305
2.757-3.937	±0.016	71-100	±0.406
3.938-5.096	±0.020	101-150	±0.508
5.097-7.874	±0.024	151-200	±0.610
7.875-9.843	±0.032	201-250	±0.813

ANGULAR TOLERANCE ± 2°

PROPRIETARY AND CONFIDENTIAL

THIS DRAWING IS PROTECTED BY COPYRIGHT AND CONTAINS INFORMATION PROPRIETARY TO MOLD-RITE, WEATHERCHEM AND STULL TECHNOLOGIES. ANY REPRODUCTION, DISCLOSURE, OR USE OF ITS CONTENTS OR ANY PART THEREOF IS EXPRESSLY PROHIBITED EXCEPT AS MOLD-RITE, WEATHERCHEM AND STULL TECHNOLOGIES OTHERWISE MAY AGREE IN WRITING



DISTRIBUTION CODE
D

DRAWING NAME
45-400 CT CLOSURE
RS (Ribbed Side - Smooth Top)

DRAWING NUMBER
CQA - 10301

DRAWN BY. JDM 6/3/2016

MATERIAL
POLYPROPYLENE

ENG APPR. BDG 8/17/2017

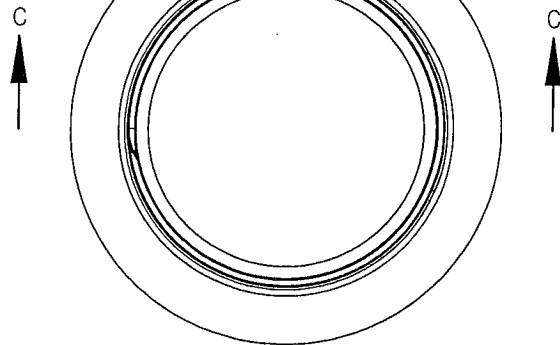
MODEL NUMBER: PM 10297 45-400 CT

QA APPR. REL 09/05/2017

SCALE	SHEET SIZE	SHEET	REV.NP
1:1	8.5 X 11	2 of 3	00.AC

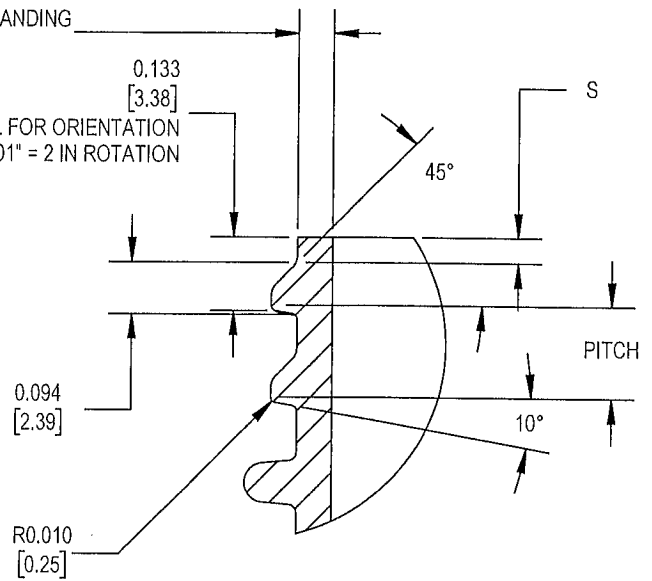
THE CLOSURE DIMENSIONS DEPICTED ARE THOSE WHICH HAVE GENERALLY BEEN FOUND TO BE FUNCTIONAL BASED ON INDUSTRY EXPERIENCE BECAUSE OF VARIABILITY IN GLASS AND PLASTIC CONTAINER FINISHES. EACH CLOSURE/FINISH SYSTEM SHOULD BE INDIVIDUALLY EVALUATED AND TESTED TO ENSURE IT MEETS APPLICABLE PERFORMANCE CRITERIA. SEE QUALITY ASSURANCE SPECIFICATIONS FOR ADDITIONAL INFORMATION.

MOLD-RITE, WEATHERCHEM AND STULL TECHNOLOGIES RESERVES THE RIGHT TO REVISE ANY OR ALL SPECIFICATIONS AND REQUIREMENTS.

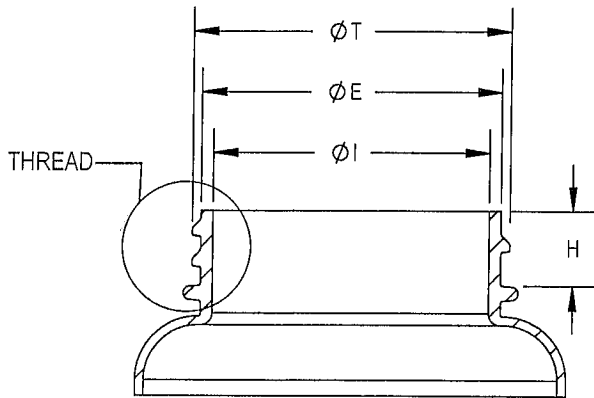


MINIMUM NECK LANDING
OF 0.050"

0.133
[3.38]
S' - CRITICAL FOR ORIENTATION
0.001" = 2 IN ROTATION



DETAIL THREAD
SCALE 3 : 1



SECTION C-C
SCALE 1 : 1

REFERENCE	TOLERANCE	UNITS	DIMENSION
E	± 0.017 [0.43]	in [mm]	1.631 [41.43]
T	± 0.017 [0.43]	in [mm]	1.725 [43.82]
I	MINIMUM	in [mm]	1.525 [38.74]
S	± 0.015 [0.38]	in [mm]	0.046 [1.17]
H	± 0.015 [0.38]	in [mm]	0.415 [10.54]
TPI			6
PITCH		in [mm]	0.167 [4.24]

NOTE: THE NOMINAL ORIENTATION ILLUSTRATED IS BASED ON NOMINAL DIMENSIONS OF BOTH THE CLOSURE AND THE RECOMMENDED NECK FINISH. FOR EXACT ORIENTATION EACH BOTTLE SHOULD BE EVALUATED ON A CASE BY CASE BASIS.

DRAWING TYPE : CUSTOMER

DIMENSIONS ENCLOSED IN () INDICATE REFERENCE DIMENSIONS AND NO TOLERANCE LIMITS ARE ESTABLISHED

TOLERANCES UNLESS OTHERWISE SPECIFIED

DIMENSION (inches)	TOLERANCE	DIMENSION (mm)	TOLERANCE
0-0.787	±0.008	0-20	±0.152
0.788-1.181	±0.008	21-30	±0.203
1.182-2.756	±0.012	31-70	±0.305
2.757-3.937	±0.016	71-100	±0.406
3.938-5.096	±0.020	101-150	±0.508
5.097-7.874	±0.024	151-200	±0.610
7.875-9.843	±0.032	201-250	±0.813

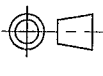
ANGULAR TOLERANCE ± 2°

PROPRIETARY AND CONFIDENTIAL

THIS DRAWING IS PROTECTED BY COPYRIGHT AND CONTAINS INFORMATION PROPRIETARY TO MOLD-RITE, WEATHERCHEM AND STULL TECHNOLOGIES. ANY REPRODUCTION, DISCLOSURE, OR USE OF ITS CONTENTS OR ANY PART THEREOF IS EXPRESSLY PROHIBITED EXCEPT AS MOLD-RITE, WEATHERCHEM AND STULL TECHNOLOGIES OTHERWISE MAY AGREE IN WRITING



THIRD ANGLE PROJECTION



DISTRIBUTION CODE

D

DRAWING NAME

45-400 CT CLOSURE
RECOMMENDED NECK FINISH

DRAWING NUMBER

CQA - 10301

DRAWN BY.

JDM

6/3/2016

MATERIAL

ENG APPR.

BDG

8/17/2017

MODEL NUMBER:

QA APPR.

REL

09/05/2017

SCALE

SHEET SIZE

SHEET

REV.N/P

1:2

8.5 X 11

3 of 3

00.AC

THE CLOSURE DIMENSIONS DEPICTED ARE THOSE WHICH HAVE GENERALLY BEEN FOUND TO BE FUNCTIONAL BASED ON INDUSTRY EXPERIENCE BECAUSE OF VARIABILITY IN GLASS AND PLASTIC CONTAINER FINISHES. EACH CLOSURE/FINISH SYSTEM SHOULD BE INDIVIDUALLY EVALUATED AND TESTED TO ENSURE IT MEETS APPLICABLE PERFORMANCE CRITERIA. SEE QUALITY ASSURANCE SPECIFICATIONS FOR ADDITIONAL INFORMATION.

MOLD-RITE, WEATHERCHEM AND STULL TECHNOLOGIES RESERVES THE RIGHT TO REVISE ANY OR ALL SPECIFICATIONS AND REQUIREMENTS.